

Institutional Characteristics 2009-10

Institution: Presbyterian College (218539)

User ID: P92185391

Part A - Educational Offerings**1. Which of the following types of instruction/programs are offered by your institution? [Check one or more]**

If your institution does not offer occupational, academic or continuing professional programs, you are not expected to complete this or any other IPEDS survey.

- Occupational, may lead to a certificate, degree, or other formal award
 - Academic, leading to a certificate, degree, or diploma
 - Continuing professional (postbaccalaureate only)
 - Recreational or avocational (leisure) programs
 - Adult basic or remedial instruction or high school equivalency
 - Secondary (high school)
-

Institution: Presbyterian College (218539)

User ID: P92185391

Part A - Mission Statement

2. Provide the institution's mission statement or a web address (URL) where the mission statement can be found. Typed statements are limited to 2,000 characters or less. The mission statement will be available to the public on College Navigator.

Mission

Statement URL:

Mission Statement

The compelling purpose of Presbyterian College, as a church-related college, is to develop within the framework of Christian faith the mental, physical, moral, and spiritual capacities of each student in preparation for a lifetime of personal and vocational

Institution: Presbyterian College (218539)

User ID: P92185391

Part B - Organization - Control and Level

1. What is your institutional control or affiliation?

- Public - Specify
 Primary control Secondary control (if applicable)
- Private for-profit
- Private not-for-profit independent (no religious affiliation)
- Private not-for-profit religious affiliation - Specify

2. What award levels are offered by your institution? [Check all that apply]

Award Level

BELOW THE BACCALAUREATE:

- 1 Postsecondary award, certificate, or diploma of **less than one academic year**
 - less than 900 contact or clock hours, or
 - less than 30 semester or trimester credit hours, or
 - less than 45 quarter credit hours
- 2 Postsecondary award, certificate, or diploma of **at least one but less than two academic years**
 - at least 900 but less than 1800 contact or clock hours, or
 - at least 30 but less than 60 semester or trimester credit hours, or
 - at least 45 but less than 90 quarter credit hours
- 3 Associate's degree
- 4 Postsecondary award, certificate, or diploma of **at least two but less than four academic years**
 - 1800 or more contact or clock hours, or
 - 60 or more semester or trimester credit hours, or
 - 90 or more quarter credit hours

BACCALAUREATE AND ABOVE:

- 5 Bachelor's degree or equivalent
- 6 Postbaccalaureate certificate
- 7 Master's degree
- 8 Post-master's certificate
- 17 Doctor's degree - research/scholarship
- 18 Doctor's degree - professional practice
- 19 Doctor's degree - Other
- 12 Other (specify in box below)

You may use the space below to provide context for the data you've reported above.

Institution: Presbyterian College (218539)

User ID: P92185391

Part B - Organization - Calendar System

Your response to the next question determines how your institution reports Graduation Rates data in the Spring and how you report student charges in Part D of this survey.

If the calendar system differs from prior year or requires a change, please contact the Help Desk at 1-877-225-2568.

3. What is the predominant calendar system at the institution? [Choose one]**Standard academic terms**

Checking **Semester, Quarter, Trimester, or 4-1-4** determines that your institution will provide Graduation Rates data based on a FALL COHORT and student charges data for a FULL ACADEMIC YEAR.

Checking **Other academic calendar** determines that your institution will provide Graduation Rates data based on a FULL YEAR COHORT and student charges data for a FULL ACADEMIC YEAR.

- Semester
- Quarter
- Trimester
- 4-1-4 or similar plan
- Other academic calendar

Other calendar system

Checking one of the following determines that your institution will provide Graduation Rates data based on a FULL YEAR COHORT and student charges data by PROGRAM.

- Differs by program
 - Continuous basis (every 2 weeks, monthly, or other period)
-

Institution: Presbyterian College (218539)

User ID: P92185391

Part B - Organization - Student Enrollment

4. Does your institution enroll any of the following types of students?

Include all levels offered by your institution, even if there are no students currently enrolled at that level.

*Responses to this question determine which screens will be generated for reporting academic year tuition charges, and for reporting Fall Enrollment during the spring collection. Additionally, checking **Yes** for full-time, first-time, degree/certificate-seeking undergraduate students determines that your institution must report pricing data (on the IC survey) and Student Financial Aid data (in the spring collection) for this cohort.*

	Full-time		Part-time	
<u>Undergraduate (academic or occupational programs)</u>	<input type="radio"/> No	<input checked="" type="radio"/> Yes	<input type="radio"/> No	<input checked="" type="radio"/> Yes
<u>First-time, degree/certificate-seeking undergraduate</u>	<input type="radio"/> No	<input checked="" type="radio"/> Yes	<input type="radio"/> No	<input checked="" type="radio"/> Yes
<u>Graduate</u>	<input checked="" type="radio"/> No	<input type="radio"/> Yes	<input checked="" type="radio"/> No	<input type="radio"/> Yes

Estimated 2009 Fall Enrollment

Provide an early estimate of the institution's fall enrollment for all levels offered (levels should match those indicated 'Yes' above). Estimates should be based on the definitions used in the IPEDS Fall Enrollment component submitted during the spring collection. Prior year (PY) Fall Enrollment counts are provided for reference. These data will NOT appear in College Navigator, but will be made available via the IPEDS Data Center.

	Full-time	FT PY Enrollment	Part-time	PT PY Enrollment	Total
<u>Undergraduate (academic or occupational programs)</u>	<input type="text" value="1,197"/>	1,131	<input type="text" value="23"/>	46	1,220
<u>Of undergraduates, those who are first-time, degree/certificate-seeking students</u>	<input type="text" value="364"/>	323	<input type="text" value="0"/>	1	364
<u>Graduate</u>	<input type="text" value="0"/>		<input type="text" value="0"/>		0

5. For Fall 2003, did your institution have any full-time first-time degree/certificate-seeking students enrolled in programs at the baccalaureate level or below?

*If you answer **Yes** to this question, you will be required to provide Graduation Rates data for the 2003-04 cohort in the spring collection. If you answer **No** to this question, indicate the reason you are not required to report Graduation Rates for the cohort year requested.*

If you reported any full-time, first-time degree/certificate-seeking undergraduates on the 2003-04 Enrollment survey, the data will be preloaded below.

- No
 - This institution did not enroll full-time, first-time (undergraduate) students.
 - This institution did not offer programs at or below the baccalaureate level.
 - This institution was not in operation in 2003-04.
- Yes

Full-time, first-time degree/certificate-seeking students from 2003-04 Enrollment survey (GRS Cohort) 312

Institution: Presbyterian College (218539)

User ID: P92185391

Part B - Organization - System Name

6. **System, Governing Board or Corporate Structure** (please see instructions for reporting System or Corporate data).

Note: Do NOT indicate a religious affiliation here. That information is collected separately and differs from system name.

If you need assistance or need to make changes, contact the Help Desk at 1-877-225-2568. You will not be able to lock your submission if this question is blank.

- This institution is NOT a part of a system or corporate entity.
- This institution is a part of a system or corporate entity.

Specify name of the system or corporate entity.

Institution: Presbyterian College (218539)

User ID: P92185391

Part C - Admission Requirements and Services - Admission Considerations

2. Please select the option that best describes how your institution uses any of the following data in its undergraduate selection process.

Admission Considerations	Required	Recommended	Neither Required nor Recommended	Don't Know
Secondary school GPA	<input checked="" type="radio"/>	<input type="radio"/>	<input type="radio"/>	<input type="radio"/>
Secondary school rank	<input type="radio"/>	<input checked="" type="radio"/>	<input type="radio"/>	<input type="radio"/>
Secondary school record	<input checked="" type="radio"/>	<input type="radio"/>	<input type="radio"/>	<input type="radio"/>
Completion of college-preparatory program	<input checked="" type="radio"/>	<input type="radio"/>	<input type="radio"/>	<input type="radio"/>
Recommendations	<input checked="" type="radio"/>	<input type="radio"/>	<input type="radio"/>	<input type="radio"/>
Formal demonstration of competencies (e.g., portfolios, certificates of mastery, assessment instruments)	<input type="radio"/>	<input type="radio"/>	<input checked="" type="radio"/>	<input type="radio"/>
<u>Admission test scores</u>				
<u>SAT / ACT</u>	<input checked="" type="radio"/>	<input type="radio"/>	<input type="radio"/>	<input type="radio"/>
Other Test (Wonderlic, WISC-III, etc.)	<input type="radio"/>	<input type="radio"/>	<input checked="" type="radio"/>	<input type="radio"/>
<u>TOEFL</u> (Test of English as a Foreign Language)	<input checked="" type="radio"/>	<input type="radio"/>	<input type="radio"/>	<input type="radio"/>

Institution: Presbyterian College (218539)

User ID: P92185391

Part C - Admission Requirements and Services - Selection Process

3. Provide the number of **first-time, degree/certificate-seeking** undergraduate students who applied, who were admitted, and who enrolled (either full- or part-time) at your institution for the most recent Fall period available. Include **early decision, early action**, and students who began studies during the summer prior to the selected fall reporting period.







Select reporting period: Fall 2008 Fall 2009

	Men	Women	Total
Number of <u>applicants</u>	725	730	1,455
Number of <u>admissions</u>	467	550	1,017
Number (of admitted) that enrolled <u>full-time</u>	166	198	364
Number (of admitted) that enrolled <u>part-time</u>	0	0	0

4. If test scores are required for admission for first-time, degree/certificate-seeking undergraduate students, provide the number and percentage of *enrolled* students submitting SAT and/or ACT scores, as well as the 25th and 75th percentile scores for each test. Provide writing test scores *only* if used for admission. **DO NOT** convert test scores (e.g., do not convert an SAT score to an ACT scale, etc.). If you have numbers for both SAT and ACT scores, provide the percentiles for both tests. Provide data for the most recent group of *enrolled* students for whom data are available. Include new students admitted the summer prior to the selected fall reporting period.

Select reporting period Fall 2008 Fall 2009 Test scores NOT required


Number submitting <u>SAT</u> scores	333
Percent submitting SAT scores	91
Number submitting <u>ACT</u> scores	220
Percent submitting ACT scores	60

	25th Percentile	75th Percentile
SAT Critical Reading	490	620
SAT Math	510	630
SAT Writing	 <input type="text"/>	 <input type="text"/>
ACT Composite	21	27
ACT English	 <input type="text"/>	 <input type="text"/>
ACT Math	 <input type="text"/>	 <input type="text"/>
ACT Writing	<input type="text"/>	<input type="text"/>

You may use the space below to provide context for the data you've reported above. These context notes will

be posted on the College Navigator website, and should be written to be understood by students and parents.

We do not use SAT writing or ACT English or Math for enrollment decisions.



Institution: Presbyterian College (218539)

User ID: P92185391

Part C - Admission Requirements and Services - Special Learning Opportunities**5. Does your institution accept any of the following? [Check all that apply]**

- Dual credit (college credit earned while in high school)
- Credit for life experiences
- Advanced placement (AP) credits
- None of the above

6. What types of special learning opportunities are offered by your institution? [Check all that apply]

- Distance learning opportunities (e-learning)
 - ROTC
 - Army
 - Navy
 - Air Force
 - Study abroad
 - Weekend/evening college
 - Teacher certification (below the postsecondary level)
 - Students can complete their preparation in certain areas of specialization
 - Students must complete their preparation at another institution for certain areas of specialization
 - This institution is approved by the state for the initial certification or licensure of teachers
 - None of the above
-

Institution: Presbyterian College (218539)

User ID: P92185391

Part C - Admission Requirements and Services - Student Services

7. If your institution grants a bachelor's degree or higher but does not offer a full 4-year program of study at the undergraduate level, how many years of completed college-level work are required for entrance?

Number of years

8. Which of the following selected student services are offered by your institution? [Check all that apply]

- Remedial services
- Academic/career counseling services
- Employment services for current students
- Placement services for program completers
- On-campus day care for children of students
- None of the above

9. Does your institution have its own library or are you financially supporting a shared library with another postsecondary education institution?

- Have our own library
- Do not have our own library but contribute financial support to a shared library
- Neither of the above

10. Indicate whether or not any of the following alternative tuition plans are offered by your institution.

- No
- Yes

- Tuition guarantee
- Prepaid tuition plan
- Tuition payment plan
- Other (specify in box below)

Please indicate the percentage of all undergraduates enrolled during fall 2008 who were formally registered as students with disabilities with the institution's office of disability services (or the equivalent office):

- 3 percent or less
- More than 3 percent: %

You may use the space below to provide context for the data you've reported above. These context notes will be posted on the College Navigator website, and should be written to be understood by students and parents.

Institution: Presbyterian College (218539)

User ID: P92185391

Part D - Student Charges Questions**3. Are all full-time, first-time degree/certificate-seeking students required to live on campus or in institutionally-controlled housing?**

If you answer **Yes** to this question, you will not be asked to report off-campus room and board in the price of attendance (D13).

- No
 Yes

4. Does your institution charge different tuition for in-district, in-state, or out-of-state students?

If you answer **Yes** to this question, you will be expected to report tuition amounts for in-district, in-state, and out-of-state students.

- No
 Yes

5. Does your institution offer institutionally-controlled housing (either on or off campus)?

If you answer **Yes** to this question, you will be expected to specify a housing capacity, and to report a room charge or a combined room and board charge (D12 and D13).

- No
 Yes

Specify housing capacity for academic year 2009-10

6. Do you offer board or meal plans to your students?

If you answer **Yes** to this question, you will be expected to report a board charge or combined room and board charge (D12 and D13).

- No
 Yes - Enter the number of meals per week in the maximum meal plan available

- Yes - Number of meals per week can vary (e.g., students' charge meals against a meal card)
-

Institution: Presbyterian College (218539)

User ID: P92185391

Part D - Undergraduate Student Charges

If the institution charges an application fee, indicate the amount.

	Amount	Prior year
<u>Undergraduate application fee</u>	<input type="text" value="40"/>	40

7. Charges to full-time undergraduate students for the full academic year 2009-10

	Amount	Prior year
All full-time <u>undergraduates</u>		
Average tuition	<input type="text" value="26,436"/>	25,472
Required fees	<input type="text" value="2,444"/>	2,430

8. Per credit hour charge for part-time undergraduate students

	Amount	Prior year
<u>Per credit hour charge</u>	<input type="text" value="1,102"/>	1,060

Institution: Presbyterian College (218539)

User ID: P92185391

Part D - Student Charges - Room and Board**12. What are the typical room and board charges for a student for the full academic year 2009-10?***If your institution offers room or board at no charge to students, enter zero.*

<u>Room and board charges</u>	Amount	Prior year
Room charge (Double occupancy)	<input type="text" value="4,080"/>	3,942
Board charge (Maximum plan)	<input type="text" value="4,265"/>	4,122
Combined room and board charge (Answer only if you CANNOT separate room and board charges.)	<input type="text" value="NA"/>	

Institution: Presbyterian College (218539)

User ID: P92185391

Part D - Student Charges - Price of Attendance

13. Price of attendance for full-time, first-time undergraduate students:

Please enter the amounts requested below. These data will be made available to the public on College Navigator. Data for prior years may be corrected. If your institution participates in any Title IV programs (Pell, Stafford, etc.), you must complete all information for the current year. Leave items that do not apply blank and the system will fill in as "not applicable" or indicate that more information is needed. Estimates of expenses for books and supplies, room and board, and other expenses are those from the **Cost of Attendance report** used by the financial aid office in determining financial need.

NEW: If the 2009-10 tuition and/or fees for entering students are covered by a tuition guarantee program, check the applicable box(es) under 'Tuition Guarantee'. Additionally, if the guarantee is not for a 0% increase, please indicate the maximum % increase guarantee.

Charges for full academic year	2006-07	2007-08	2008-09	2009-10	Tuition Guarantee (check only if applicable to entering students in 2009-10)	Guaranteed increase %
Published tuition and required fees:						
Tuition	22,484	24,030	25,472	26,436	<input type="checkbox"/>	
Required fees	2,142	2,290	2,430	2,444	<input type="checkbox"/>	
Tuition + fees total	24,626	26,320	27,902	28,880		
PY tuition + fees total	24626	26320	27902			
Books and supplies	1,110	1,140	580	600		
On campus:						
Room and board	7,246	7,610	8,064	8,345		
Other expenses	4,164	4,485	2,750	2,500		
Room and board and other expenses	11,410	12,095	10,814	10,845		

You may use the space below to provide context for the data you've reported above. These context notes will be posted on the College Navigator website, and should be written to be understood by students and parents.

The finance team re-estimated book fees prior to 2008-09 to reflect current reality. The "other expenses" do not reflect transportation expenses.

Institution: Presbyterian College (218539)

User ID: P92185391

Part E - Additional Information - Athletic Association

1. Is this institution a member of a national athletic association?

- No
- Yes - Check all that apply
 - National Collegiate Athletic Association (NCAA)
 - National Association of Intercollegiate Athletics (NAIA)
 - National Junior College Athletic Association (NJCAA)
 - United States Collegiate Athletic Association (USCAA)
 - National Christian College Athletic Association (NCCAA)
 - Other

2. If this institution is a member of the NCAA or NAIA, specify the conference FOR EACH SPORT using the pull down menu.

Sport	NCAA or NAIA member		Conference
Football	<input type="radio"/> No	<input checked="" type="radio"/> Yes-Specify	Big South Conference
Basketball	<input type="radio"/> No	<input checked="" type="radio"/> Yes-Specify	Big South Conference
Baseball	<input type="radio"/> No	<input checked="" type="radio"/> Yes-Specify	Big South Conference
Cross country and/or track	<input type="radio"/> No	<input checked="" type="radio"/> Yes-Specify	Big South Conference

Institution: Presbyterian College (218539)

User ID: P92185391

Explanation Report					
Number	Source	Location	Description	Severity	Accepted
Screen: Student Enrollment					
1	Row 6 Column 5	Screen Entry	The number you entered, 23, is not within 30% of the number reported in last year's Fall Enrollment survey. Please fix or explain.	Explanation	Yes
Reason:	The number of teacher cadets is down this year, likely due to cuts in state funding for the program, thus the part-time number is down this year.				
2	Row 8 Column 5	Screen Entry	The number you entered, 0, is not within 30% of the number reported in last year's Fall Enrollment survey. Please fix or explain.	Explanation	Yes
Reason:	We do not have any part-time, first-time freshman this year. The one person we had last year was a very rare, special case.				
Screen: Selection Process					
3	Row 26 Column 2	Screen Entry	You reported the number of students who submitted SAT test scores but you did not enter any percentiles. Please explain or fix.	Explanation	Yes
Reason:	We do not require the SAT writing score.				
4	Row 26 Column 3	Screen Entry	You reported the number of students who submitted SAT test scores but you did not enter any percentiles. Please explain or fix.	Explanation	Yes
Reason:	We do not require the SAT writing score.				
Screen: Price of Attendance					
5	Row 13 Column 5	Screen Entry	This value should be within 25% of prior year.	Explanation	Yes
Reason:	The finance team re-estimated book fees prior to 2008-09 to reflect current reality. The "other expenses" do not reflect transportation expenses.				
6	Row 3 Column 5	Screen Entry	This value should be within 20% of prior year.	Explanation	Yes
Reason:	The finance team re-estimated book fees prior to 2008-09 to reflect current reality. The "other expenses" do not reflect transportation expenses.				